

# Advanced e-Supply

Technical Integration Guide for e-Supply v.2.0.4

## Table of Contents

1	Introduction .....	4
2	Overview .....	5
3	Submission Mode Batch.....	7
3.1	General rules .....	7
3.2	File fields .....	8
3.2.1	General layout .....	8
3.3	Required fields for new transactions/orders.....	12
3.3.1	Authorisation .....	12
3.3.1.1	Level I Authorisation.....	12
3.3.1.2	Level III Authorisation (without invoice number).....	13
3.3.2	Direct sale (Level III) .....	13
3.3.3	Refund/credit note (Level III) .....	15
3.4	Required fields for maintenance operations.....	15
3.4.1	Data capture (Level III) .....	16
3.5	Field usage overview.....	17
4	Submission Mode Directlink.....	19
4.1	General request parameters.....	19
4.2	Required parameters for new orders.....	22
4.2.1	Authorisation (Level I) .....	22
4.2.2	Direct sale (Level III) .....	23
4.2.3	Refund/credit note (Level III) .....	24
4.3	Required parameters for maintenance operations.....	26
4.3.1	Data capture (Level III) .....	26
4.4	Overview of parameter usage.....	28
4.5	Security: SHA signature.....	29
4.6	Test pages .....	29
5	e-Commerce Submission Mode.....	30
5.1	Additional hidden fields.....	30
5.2	Payment page.....	30
5.3	Test page .....	31

---

6	Appendix 1: Troubleshooting.....	32
7	Appendix 2: Customer References.....	33

# 1 Introduction

The Basic e-Supply User Guide explains the basic e-Supply features, how to configure your account and a step-by-step guide to submitting transactions manually in the Back Office.

The Advanced e-Supply Integration Guide describes the other possible modes for submitting purchasing card transactions (Batch, DirectLink and e-Commerce). This document complements the Basic e-Supply User Guide.

The Advanced e-Supply Integration Guide only contains specific e-Supply features for the various submission modes. Please refer to the individual submission mode technical integration guides for general information.

## 2 Overview

The purchasing card transaction submission modes described in this documentation are:

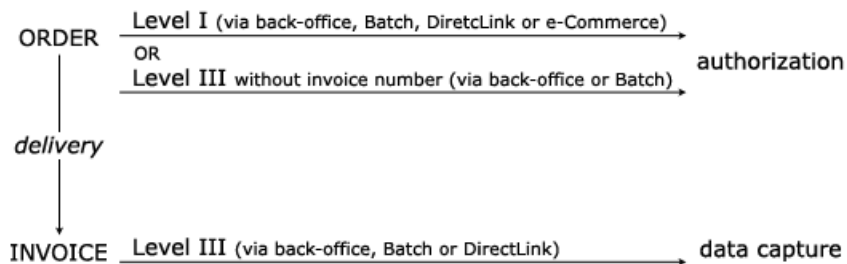
- *Batch*: submission of text files containing one or more transactions (manual or automatic).
- *DirectLink*: a server-to-server request per transaction.
- *e-Commerce*: submission mode where the card details are entered online by the customer on our secure server.

The following section contains an overview of the various transaction submission modes for new orders and maintenance transactions, indicating their possible information levels (I or III). You can send additional data (Line Item Details) for purchasing card transactions if your acquirer supports level III information.

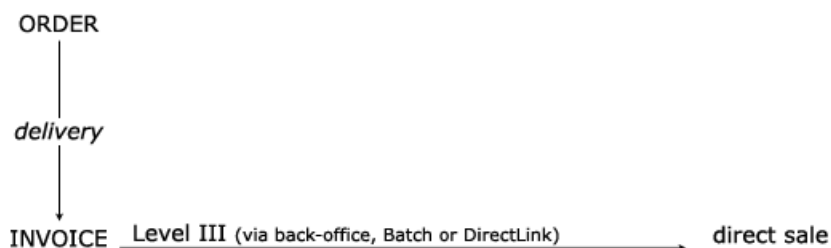
	New order			Maintenance
	<i>Authorisation</i>	<i>Direct sale</i>	<i>Refund (credit note)</i>	<i>Data capture</i>
Back office (manual)	Level I & III	Level III	Level III	Level III
Batch (manual, automatic)	Level I & III	Level III	Level III	Level III
DirectLink	Level I	Level III	Level III	Level III
e-Commerce	Level I	–	–	–

When submitting a new order, you can decide to work in two stages (authorization followed by subsequent data capture) or in a single step (direct sale).

If you decide to work in two steps, your transaction flow will be as follows:



If you decide to work in direct sale mode, your transaction flow will be as follows:



We will now take a closer look at the Batch, Direct Link and e-Commerce submission modes.

## 3 Submission Mode Batch

You can send a new purchasing card order via Batch. While authorisation requests can be sent with level I or level III information, direct sale requests have to be sent with level III information.

You can also use Batch mode to send maintenance requests. Data captures and refunds (credit notes) need to be sent with level III information.

New order			Maintenance
<i>Authorisation</i>	<i>Direct sale</i>	<i>Refund (credit note)</i>	<i>Data capture</i>
Level I Level III	Level III	Level III	Level III

Please refer to the Advanced Batch manual for information on headers, footers, etc.

### 3.1 General rules

The structure and format of e-Supply payment files should comply with a few basic rules:

1. File: The file should be an ASCII text file.
2. Order: There are several lines per invoice/order (except for transactions without Line Item Details). The lines need to be separated by the Carriage Return and Line Feed characters (ASCII : 13 10 – HEX : 0xD 0xA).
3. Line: Each line must contain relevant fields (corresponding to the TYPE record) separated by a semicolon (“;”)
4. Fields: The fields themselves cannot contain any semicolon (“;”)
5. File structure: The file can include several invoices/orders. Each invoice/order contains several records:

Level I

- INV: Invoice/Order Header record (1 INV record per invoice/order)

Level III

- INV: Invoice/Order Header record (1 INV record per invoice/order)
- CLI: Customer details record (Optional, 0 or 1 CLI record per invoice/order)
- DET: Invoice/Order Line Item details records (1 to x DET records per invoice/order)

*Example*

```
Header
INV ;..... ;
DET;.....;
DET;.....;
DET;.....;
INV ;..... ;
CLI;.....;
DET;.....;
INV ;..... ;
DET;.....;
DET;.....;
.....
Footer
```

## 3.2 File fields

### 3.2.1 General layout

The following table illustrates all possible fields for a standard purchasing card batch file. Of course, these fields should not be used all together.

Please use this table as a reference for field details. In the following sections we will list the required fields per operation.

INV record					
Field	Field content	Source	Format	Max. length	Example
1	Identifier of the INV record type or amount including tax (* 100 to avoid decimals)	-	INV or N	3 or 12	INV 121000
2	Currency Unit (alphabetic ISO code)	Supplier	A	3	EUR
3	Card type/brand	Client	AN	25	VISA PC
4	Card number	Client	N	20 (Amex: 15)	374291019071995
5	Card expiry date	Client	MMYY	4	0915
6	Invoice number / credit note number	Supplier	AN	15 (Amex: 12)	2009-0000568
7	Client reference 1. Can be client order reference or other data	Client	AN	20	YUJ7885
8	Cardholder name	Client	AN	35 (Amex: 20)	John Doe
9	Ingenico ePayments identifier/ ref (PAYID) for the authorisation/settlement, stored by the supplier.	Ingenico ePayments	N	12	12759645
10	Operation Code Possible values for new orders: RES: request for authorisation SAL: request for direct sale (payment) RFD: refund (credit note) Possible values for maintenance: SAL: partial data capture (payment), leaving the transaction open for a possible further data capture SAS: (last) partial or full data capture (payment), closing the transaction for further data captures	Supplier	AN	3	SAL
11	Authorisation code, not received via our system	Supplier	AN	15	759642



INV record					
Field	Field content	Source	Format	Max. length	Example
12	Authorisation mode: the way in which the authorisation code in field 11 was received.	Supplier	AN	3	TEL (for telephone)
13	Authorisation date/time: the date/time when the authorisation code in field 11 was received	Supplier	MM/DD/YY hh:mm:ss	17	12/26/09 14:02:56
14	PSPID of the Ingenico ePayments Supplier (login name)	Ingenico ePayments	AN	30	TESTCPC
15	Supplier order identifier/ref for the authorisation/settlement, stored by the supplier	Supplier	AN	15	AB4568TR
16	Number of DET records in the file for this transaction	Supplier	N	4	2
17	Cardholder Alias (if configured in the Ingenico ePayments account)	Supplier	AN	15	BennyB
18	Client ID: identifier of the client company, as defined in the Ingenico ePayments account	Supplier	AN	20	PEUGEOT
19	Original invoice number corresponding to the credit note	Supplier	AN	15 (Amex: 12)	17358948
20	Blank field	...	...	...	...
21	Client reference 2. Can be cardholder order reference or other data	Client	AN	16	Order 06/09/11
...	Blank fields	...	...	...	...
27	CVC/CVV2: Card Verification Code. Usually not used or inexistent for purchasing cards.	Client	N	4	123
28	Order/Invoice date to appear in bank files. Current date by default	Supplier	MM/DD/YY	8	06/23/15
29	Order Number corresponding to the invoice	Supplier	AN	15	4358
30	Invoice Level Discount rate Do not use %  This discount rate will be stated in the item name in the order details. The invoice level discount rate will be added to the item level discount rate: "Item name (- (INVdiscount + DETdiscount) %)"  We do not use this discount rate to calculate order amounts. The amounts you send us must already include the discount.	Supplier	N  xx.xx	5	05.00  (Item name "Scissors" will be "Scissors (-5%)")

INV record					
Field	Field content	Source	Format	Max. length	Example
31	Client reference 3. Can be customer number or other data.	Client	AN	17 (Amex: 12)	73TO45
32	Total Invoice amount (VAT excl.). Calculated with sent line item details. (* 100 to avoid decimals).	Supplier	N	12	100000
33	Total Invoice VAT amount. Calculated with sent line item details. (* 100 to avoid decimals).	Supplier	N	12	21000
34	Total Invoice amount (VAT incl.) Calculated with sent line item details. (* 100 to avoid decimals)	Supplier	N	12	121000

The CLI record is optional, as the client configuration is stored in the Ingenico ePayments Back Office. If you do want to enter address fields in the CLI record, the whole address should be completed for it to be taken into account (name, first name, street, postcode, city, country).

CLI record					
Field	Field content	Source	Format	Max. length	Example
1	Identifier of the CLI (Client) record type.	-	CLI	3	CLI
2	Cost Centre with which the order is associated.	Client	AN	20	Y567K8
3	VAT Number of the Client company (without separators).	Client	AN	20	123456789
4	Delivery name.	Client	AN	35	Doe
5	Delivery first name.	Client	AN	35	John
6	Delivery address line1.	Client	AN	35	1 <sup>st</sup> Avenue 1
7	Delivery address line2.	Client	AN	35	Building 123
8	Delivery postcode.	Client	AN	10	1000
9	Delivery town	Client	AN	25	Brussels
10	Delivery country code (alphabetic ISO code).	Client	A	2	BE
11	Billing name	Client	AN	35	John
12	Billing first name	Client	AN	35	Smith
13	Billing address line1	Client	AN	35	1 <sup>st</sup> Avenue 1

CLI record					
Field	Field content	Source	Format	Max. length	Example
14	Billing address line2	Client	AN	35	Building 123
15	Billing postcode	Client	AN	10	1000
16	Billing town	Client	AN	25	Brussels
17	Billing country code (alphabetic ISO code)	Client	A	2	BE
18	Cardholder e-mail address	Client	AN	50	name@youremail.com
19	Phone Number	Client	AN	20	+32 1 23 45 56 89
20	Fax Number	Client	AN	20	+32 1 23 45 56 89

DET record					
Field	Field content	Source	Format	Max. length	Example
1	Identifier of the DET (details) record type	-	DET	3	DET
2	Quantity. Max. 2 decimals supported.	Order	N xxxx.xx	12	52
3	Item ID/Code	Order	AN	15	U419-52
4	Item description/name. Sent to the bank and available on the client's statements.	Order	AN	40	HP710C Cartridge
5	Item unit price. 4 decimals supported, but * 100 to use cents, which gives max. 2 decimals.	Order	N xxxxxx.x x	12	5355
6	VAT flag: 0 (VAT not included in Unit Price) or 1 (VAT included)	Order	N	1	0
7	VAT rate or internal VAT code (0, 1, 2, etc. see VAT configuration in Ingenico ePayments account)	Order	N xx.xx% or x	6	19.6%
8	Line item reference 1. Can be a unit of measure or other data. (Although American Express accepts a field length of 12, Ingenico ePayments only allows 10)	Client	AN	10	Piece
9	Line item reference 2.	Client	AN	12	TY1627



```

Example
Level I authorisation
25410;EUR;;374291019071995;0514;;;John Doe;;RES;;;GFR5oes;;;FORD;;;;;;;;;06/30/08; OH74988;;
    
```

### 3.3.1.2 Level III Authorisation (without invoice number)

The minimum fields we recommend you use for a level III authorisation are:

Authorization (without invoice no.) (Level III, RES)	
INV	DET
(1) INV identifier	(1) DET identifier
(2) Currency	(2) Quantity
(4) Card number	(3) Item ID/code
(5) Card expiry date	(4) Item description/name
(10) Operation code	(5) Item unit price
(14) PSPID	(6) VAT flag
(16) number of DET records	(7) VAT rate or internal VAT code
(18) Client ID	(14) Total line amount (excl. VAT)
(29) Order number	
(32) Total invoice amount (excl. VAT)	
(33) Total invoice VAT amount	
(34) Total invoice amount (incl. VAT)	
<i>INV 4-5 are optional if you use field 17 Cardholder Alias</i>	

```

Example
Level III authorisation without invoice number
INV;EUR;;374291019071995;0514;;;John
Doe;;RES;;;GFR5oes;;2;;FORD;;;;;;;;;06/30/08; OH74988;;;21000;4410;25410;
DET;10;5634;Scissors;200;0;21%;;;;;;;;;2000
DET;10;5635;HP720c printer cartridge;1900;0;21%;;;;;;;;;19000
    
```

### 3.3.2 Direct sale (Level III)

The minimum fields we recommend you to use for a level III direct sale are:

Direct sale (Level III, SAL)	
INV	DET
(1) INV identifier	(1) DET identifier

Direct sale (Level III, SAL)	
(2) Currency	(2) Quantity
(4) Card number	(3) Item ID/code
(5) Card expiry date	(4) Item description/name
(6) Invoice number	(5) Item unit price
(10) Operation code	(6) VAT flag
(14) PSPID	(7) VAT rate or internal VAT code
(16) number of DET records	(14) Total line amount (excl. VAT)
(18) Client ID	
(29) Order number	
(32) Total invoice amount (excl. VAT)	
(33) Total invoice VAT amount	
(34) Total invoice amount (incl. VAT)	
<i>INV 4-5 are optional if you use field 17 Cardholder Alias</i>	

*Example*

Level III direct sale

INV; EUR; ; 374291019071995; 0514; 7845968574; ; John Doe; ; SAL; ; ; GFR5oes; ; 2; ; FORD; ; ; ; ; ; 06/30/08; OH74988; ; ; 21000; 4410; 25410;

DET; 10; 5634; Scissors; 200; 0; 21%; ; ; ; ; 2000

DET; 10; 5635; HP720c printer cartridge; 1900; 0; 21%; ; ; ; ; 19000

If you have already received an authorisation for the order via another channel (e.g. authorisation received by phone from your acquirer) and you want to transmit this authorisation information in the transaction, you must use the following additional fields:

- (11) Authorisation code
- (12) Authorisation mode
- (13) Authorisation date / time

*Example*

Level III direct sale (authorisation received outside Ingenico ePayments)

INV; EUR; ; 374291019071995; 0514; 7845968574; ; John Doe; ; SAL; 52485; TEL; 06/29/08 14: 12: 30; GFR5oes; ; 2; ; FORD; ; ; ; ; ; 06/30/08; OH74988; ; ; 21000; 4410; 25410;

DET; 10; 5634; Scissors; 200; 0; 21%; ; ; ; ; 2000

DET; 10; 5635; HP720c printer cartridge; 1900; 0; 21%; ; ; ; ; 19000

### 3.3.3 Refund/credit note (Level III)

The minimum fields we advise you to use for a credit note are:

Refund (credit note) (Level III, RFD)	
INV	DET
(1) INV identifier	(1) DET identifier
(2) Currency	(2) Quantity
(4) Card number	(3) Item ID/code
(5) Card expiry date	(4) Item description/name
(6) Credit note number	(5) Item unit price
(10) Operation code	(6) VAT flag
(14) PSPID	(7) VAT rate or internal VAT code
(16) number of DET records	(14) Total line amount (excl. VAT)
(18) Client ID	
(19) Original invoice number corresponding to the credit note (mandatory for the dematerialization of invoices)	
(29) Order number	
(32) Total invoice amount (excl. VAT)	
(33) Total invoice VAT amount	
(34) Total invoice amount (incl. VAT)	
<i>INV 4-5 are optional if you use field 17 Cardholder Alias</i>	

#### Example

Refund (credit note)

```
INV; EUR; ; 374291019071995; 0514; C58945743; ; John
Doe; ; RFD; ; ; GFR5oes; ; 2; ; FORD; ; ; ; ; 06/30/08; OH74988; ; ; 21000; 4410; 25410;

DET; 10; 5634; Scissors; 200; 0; 21%; ; ; ; 2000

DET; 10; 5635; HP720c printer cartridge; 1900; 0; 21%; ; ; ; 19000
```

## 3.4 Required fields for maintenance operations

Maintenance operations are based on transactions (orders) that have been entered in our system. As the details of the original transaction are logged in our system, you do not have to repeat specific details such as the card number and expiry date. Instead, you should refer to the original transaction using its PAYID.

Information you send us in maintenance transactions will overwrite any contrary corresponding information in the original transaction, except for the card number and the currency.

The following section lists the minimum fields we recommend you to use. Your client and/or acquirer may also possibly request you to provide other specific fields in the layout, in addition to the ones listed here, e.g. Client references, line item references, etc.

### 3.4.1 Data capture (Level III)

The minimum fields we recommend you to use for a data capture are:

Data capture (Level III, SAL/SAS)	
INV	DET
(1) INV identifier	(1) DET identifier
(2) Currency	(2) Quantity
(6) Invoice number	(3) Item ID/code
(9) Initial authorisation PAYID	(4) Item description/name
(10) Operation code	(5) Item unit price
(14) PSPID	(6) VAT flag
(16) number of DET records	(7) VAT rate or internal VAT code
(18) Client ID	(14) Total line amount (excl. VAT)
(32) Total invoice amount (excl. VAT)	
(33) Total invoice VAT amount	
(34) Total invoice amount (incl. VAT)	

```

Example
Data capture
OHF;;MTR;SAS;1;
INV;EUR;;;7845968574;;;82759845;SAS;;;GFR5oes;;2;;FORD;::::::::::21000;4410;25410;
DET;10;5634;Scissors;200;0;21%;::::::2000
DET;10;5635;HP720c printer cartridge;1900;0;21%;::::::19000
OTF;
    
```

If the authorisation was declined when you entered the order in our system (transaction in status 2-authorisation refused), but you have meanwhile received an authorisation for the order via another channel (e.g. an authorisation received by phone from your acquirer) and you want to transmit this authorisation information in the data capture, you must use the following additional fields:

- (11) Authorisation code
- (12) Authorisation mode
- (13) Authorisation date / time

```

Example
Data capture with manual authorisation
OHF;;MTR;SAS;1;
INV;EUR;;;7845968574;;;82759845;SAS;52485;TEL;06/29/08
14:12:30;GFR5oes;;2;;FORD;::::::::::21000;4410;25410;
DET;10;5634;Scissors;200;0;21%;::::::2000
DET;10;5635;HP720c printer cartridge;1900;0;21%;::::::19000
OTF;
    
```



### 3.5 Field usage overview

INV record	M = mandatory, A = advised, O = optional, / = not applicable				
	ATR (new transactions)				MTR (maintenance transactions)
Field	RES (I)	RES (III)	SAL (III)	RFD (III)	SAL/SAS (III)
1 INV identifier / amount	M (amount)	M (INV)	M (INV)	M (INV)	M
2 Currency unit	M	M	M	M	M
3 Card type/brand	O	O	O	O	O
4 Card number	M	M	M	M	O
5 Card expiry date	M	M	M	M	O
6 Invoice number / credit note	/	/	M	M	M
7 Client reference 1	O	O	O	O	O
8 Cardholder name	O	O	O	O	O
9 PAYID of original transaction	/	/	/	/	M
10 Operation code	A	A	A	A	A
11 Authorisation code	/	/	O	/	O
12 Authorisation mode	/	/	O	/	O
13 Authorisation date/time	/	/	O	/	O
14 PSPID	A	A	A	A	A
15 Supplier order identifier	/	/	/	/	O
16 Number of DET records	/	M	M	M	M
17 Cardholder Alias	O	O	O	O	O
18 Client ID	M	M	M	M	M
19 Original invoice number	/	/	/	/	/
21 Client reference 2	O	O	O	O	O
27 CVC/CVV2	O	O	O	O	O
28 Order/Invoice date	O	O	O	O	O

INV record	M = mandatory, A = advised, O = optional, / = not applicable				
	ATR (new transactions)				MTR (maintenance transactions)
Field	RES (I)	RES (III)	SAL (III)	RFD (III)	SAL/SAS (III)
29 Order Number	M	M	M	M	O
30 Invoice Level Discount rate	/	O	O	O	O
31 Client reference 3	O	O	O	O	O
32 Total Invoice amount (excl. VAT )	/	A	A	A	A
33 Total VAT amount	/	A	A	A	A
34 Total Invoice amount (incl. VAT)	/	A	A	A	A

CLI record: all fields are optional, as the customer addresses should be completed in the Ingenico ePayments back office.

DET record	M = mandatory, A = advised, O = optional, / = not applicable				
	ATR (new transactions)				MTR (maintenance transactions)
Field	RES (I)	RES (III)	SAL (III)	RFD (III)	SAL/SAS (III)
1 DET identifier	/	M	M	M	M
2 Quantity	/	M	M	M	M
3 Item Id/Code	/	M	M	M	M
4 Item description/name	/	A	A	A	A
5 Item unit price	/	A	A	A	A
6 VAT flag	/	A	A	A	A
7 VAT rate/code	/	A	A	A	A
8 Line item reference 1	/	O	O	O	O
9 Line item reference 2	/	O	O	O	O
10 Item internal description	/	O	O	O	O
13 Item Discount Rate	/	O	O	O	O
14 Total Line amount (excl. VAT)	/	A	A	A	A

## 4 Submission Mode Directlink

New purchasing card orders can be submitted via DirectLink. Authorisation requests are sent with level I information, direct sale requests must be sent with level III information.

You can also use DirectLink to send maintenance requests. Data captures and refunds (credit notes) need to be sent with level III information.

New order			Maintenance
<i>Authorisation</i>	<i>Direct sale</i>	<i>Refund (credit note)</i>	<i>Data capture</i>
Level I	Level III	Level III	Level III

*This chapter complements the DirectLink Integration Guide. Please refer to the DirectLink integration guide for general information on the DirectLink submission mode. This chapter only refers to the parameters needed for submitting a purchasing card transaction.*

### 4.1 General request parameters

The following table illustrates all possible parameters you can send for a standard purchasing card request in addition to the standard DirectLink parameters (see the DirectLink Integration Guide). Of course, these parameters should not be used all together.

Please use this table as a reference for parameter details. In the following sections, we will list the required additional parameters per operation.

Parameter	Content	Format	Max. length	Example
ECOM_CONSUMERID	Client ID, as configured in your Ingenico ePayments account.	AN	20	PEUGEOT
ECOM_CONSUMERUSERALIAS	Allows for credit card detail usage in a PCI compliant environment.	AN	20	Test123!
ORDERID	Order reference. If your order reference is unique you can use it for maintenance transactions to refer to the original transaction; otherwise you need to use the PAYID to refer to the original transaction.	AN	15	AB5456CB896
INVORDERID	Invoice number for invoices (SAL operation code). Credit note number for credit notes (RFD operation code).	AN	15 (Amex: 12)	2009-0000568
OR_INVORDERID	Original invoice number (for credit notes).	AN	15 (Amex: 12)	17358948
REF	Cardholder reference. (as requested by the client).	AN	16	Order 06/09/11

Parameter	Content	Format	Max. length	Example
REF_CUSTOMERREF	Customer reference. (as requested by the client).	AN	20	YUJ7885
COSTCENTER	Cost Centre. (as requested by the client).	AN	20	Y567K8
REF_CUSTOMERID	Customer number. (as requested by the client).	AN	17 (Amex: 12)	73TO45
AMOUNT	Invoice amount including VAT. (* 100 to avoid decimals).	N	12	121000
AMOUNTHTVA	Invoice amount excluding VAT. (* 100 to avoid decimals).	N	12	100000
AMOUNTTVA	VAT amount. (* 100 to avoid decimals).	N	12	21000
INVDATAE	Invoice/order date. Default: current date.	MM/DD/ YY	8	09/25/15
DISCOUNTRATE	Discount rate at invoice level. Can have up to 2 decimals. Do not use %.  This discount rate will be stated in the item name in the order details. The invoice level discount rate will be added to the item level discount rate: "Item name (- (DiscountRate + ItemDiscount) %)"  We do not use this discount rate to calculate order amounts. The amounts you send us must already include the discount.	N xx.xx	5	05.00  (Item name "Scissors" will be "Scissors (- 5%)")
DATATYPE	"LID" Use if your requests contain Line Item Details.	LID	3	LID
The following fields can be repeated n times, changing the digit at the end of the field				

Parameter	Content	Format	Max. length	Example
name (X):				
ITEMIDX	Product code	AN	15	U419-52
ITEMNAMEX	Product name	AN	40	HP710C Cartridge
ITEMPRICEX	Unit Price. Can have up to 4 decimals. Multiplied by 100 to avoid decimals when only 2 decimals are used.  Decimal separator: '.' (full stop).	N  xxxxxx.xx	12	(EUR 35,2575 =) 3525.75
LIDEXCLX	Total line amount, excluding VAT.  Can have 2 decimals. (* 100 to avoid decimals).	N	12	15000
ITEMDISCOUNTX	Item Discount Rate at line level.  Can have up to 2 decimals.  Do not use %.  This discount rate will be stated in the item name in the order details. The item level discount rate will be added to the invoice level discount rate:  "Item name (- (ItemDiscount + DiscountRate) %)"  We do not use this discount rate to calculate order amounts. The amounts you send us must already include the discount.	N  xx.xx	5	02.00  (Item name "Scissors" will be "Scissors (- 2%)")
TAXINCLUDEDX	Possible values:  1 (ItemPriceX includes VAT)  0 (ItemPriceX does not include VAT), default and recommended	N	1	0
ITEMVATCODEX	VAT rate with 2 decimals and % or  Internal VAT code as configured in the VAT rules of your account (0, 1, etc.)	xx.xx%  or N	6	21.00%  2
ITEMQUANTX	Item quantity.	N	12	52

Parameter	Content	Format	Max. length	Example
	2 decimals allowed. Decimal separator: '.' (full stop).	xxxx.xx		
ITEMCATEGORYX	Category or Commodity Code. This field can also be used to send a reference at line level for some customers. (line item reference 2).	AN	12 (Amex: 8)	TY1627
ITEMUNITOFMEASUREX	Unit Of Measure. This field can also be used to send a reference at line level for some customers. (line item reference 1).  (Although American Express accepts a field length of 12, Ingenico ePayments only allows 10.)	AN	10	Piece

## 4.2 Required parameters for new orders

The following section lists the minimum parameters we recommend you to use. Your client and/or acquirer may also possibly request you to use other specific parameters in addition to the ones listed here, e.g. Client references.

### 4.2.1 Authorisation (Level I)

The minimum parameters we recommend you use for level I authorisation are:

Authorisation (Level I, RES)
PSPID
USERID
PSWD
ORDERID
AMOUNT
CURRENCY
CARDNO
ED
OPERATION
ECOM_CONSUMERID

#### *Example*

Level I authorisation

POST request on <https://secure.ogone.com/ncol/test/orderdirect.asp> containing the following parameters:

PSPID=GFR5oes2

```
USERID=GFR5oes2api
PSWD=UMPCOP24
orderID=Order758845M
amount=25410
currency=EUR
CARDNO=374291019071995
ED=06/21
OPERATION=RES
Ecom_ConsumerID=FORD
```

### 4.2.2 Direct sale (Level III)

The minimum parameters we recommend you use for level III direct sale are:

Direct sale (Level III, SAL)
PSPID
USERID
PSWD
ORDERID
AMOUNT
CURRENCY
CARDNO
ED
OPERATION
ECOM_CONSUMERID
INVORDERID
AMOUNTHTVA
AMOUNTTVA
DATATYPE
ITEMIDX
ITEMNAMEX
ITEMPRICEX
TAXINCLUDEDX
ITEMVATCODEX
ITEMQUANTX
LIDEXCLX

#### *Example*

Level III direct sale

POST request on <https://secure.ogone.com/ncol/test/orderdirect.asp> containing the following parameters:

```
PSPID=GFR5oes2
USERID=GFR5oes2api
```

```
PSWD=UMPCOP24
orderID=Order759864P
amount=25410
currency=EUR
CARDNO=374291019071995
ED=06/21
OPERATION=SAL
Ecom_ConsumerID=FORD
INVorderID=7598645384
amountHTVA=21000
amountTVA=4410
INVDATE=07/06/08
DataType=LID
ItemID1=5634
ItemName1=Scissors
ItemPrice1=200
TaxIncluded1=0
ItemVatCode1=21%
ItemQuant1=10
ItemUnitOfMeasure1=piece
LIDEXCL1=2000
ItemID2=5635
ItemName2=HP720c +printer+cartridge
ItemPrice2=1900
TaxIncluded2=0
ItemVatCode2=21%
ItemQuant2=10
ItemUnitOfMeasure2=piece
LIDEXCL2=19000
SHASIGN=a65d09014de61bc88a11f248f4995907d548dc0f
```

### 4.2.3 Refund/credit note (Level III)

The minimum parameters we recommend you use for a credit note are:

Refund (credit note) (Level III, RFD)
PSPID
USERID
PSWD
ORDERID
AMOUNT
CURRENCY
CARDNO
ED



Refund (credit note) (Level III, RFD)
OPERATION
ECOM_CONSUMERID
INVORDERID
OR_INVORDERID
AMOUNTHTVA
AMOUNTTVA
DATATYPE
ITEMIDX
ITEMNAMEX
ITEMPRICEX
TAXINCLUDEDX
ITEMVATCODEX
ITEMQUANTX
LIDEXCLX

*Example*

Refund (credit note)

POST request on <https://secure.ogone.com/ncol/test/orderdirect.asp> containing the following parameters:

PSPID=GFR5oes2

USERID=GFR5oes2api

PSWD=UMPCOP24

orderId=Order759864P

amount=25410

currency=EUR

CARDNO=374291019071995

ED=06/21

OPERATION=RFD

Ecom\_ConsumerID=FORD

INVorderID=12458654

OR\_INVorderID=7598645384

amountHTVA=21000

amountTVA=4410

DataType=LID

ItemID1=5634

ItemName1=Scissors

ItemPrice1=200

TaxIncluded1=0

ItemVatCode1=21%

ItemQuant1=10

ItemUnitOfMeasure1=piece

LIDEXCL1=2000

```

ItemID2=5635
ItemName2=HP720c +printer+cartridge
ItemPrice2=1900
TaxIncluded2=0
ItemVatCode2=21%
ItemQuant2=10
ItemUnitOfMeasure2=piece
LIDEXCL2=19000
SHASIGN=ee2c95e0259a5d546a1fcf0afdb6e3be46be1a39

```

## 4.3 Required parameters for maintenance operations

Maintenance operations are based on transactions (orders) that have been entered in our system. Since the details of the original transaction are logged in our system, you do not have to repeat specific details such as the card number and expiry date. Instead, you should refer to the original transaction using its PAYID.

Information you send us in maintenance transactions will overwrite any corresponding contrary information in the original transaction, except for the card number and the currency.

The following section lists the minimum parameters we recommend you to use. Your client and/or acquirer may also possibly request you to provide other specific parameters in addition to the ones listed here, e.g. Client references, line item references.

### 4.3.1 Data capture (Level III)

The minimum parameters we recommend you use for a data capture are:

#### Data capture (Level III, SAL/SAS)

```

PSPID
USERID
PSWD
ORDERID
PAYID
AMOUNT
CURRENCY
OPERATION
ECOM_CONSUMERID
INVORDERID
AMOUNTHTVA
AMOUNTTVA
DATATYPE
ITEMIDX
ITEMNAMEX
ITEMPRICEX
TAXINCLUDEDX
ITEMVATCODEX
ITEMQUANTX

```

Data capture (Level III, SAL/SAS)
LIDEXCLX

*Example*

## Data capture

POST request on <https://secure.ogone.com/ncol/test/maintenancedirect.asp> containing the following parameters:

PSPID=GFR5oes2

USERID=GFR5oes2api

PSWD=UMPCOP24

ORDERID=Order758845M

PAYID=18759754

AMOUNT =25410

CURRENCY =EUR

OPERATION=SAS

ECOM\_CONSUMERID=FORD

INVORDERID=7598612385

AMOUNTHTVA=21000

AMOUNTTVA=4410

INVDATE=07/06/08

DATATYPE=LID

ITEMID1=5634

ITEMNAME1=Scissors

ITEMPRICE1=200

TAXINCLUDED1=0

ITEMVATCODE1=21%

ITEMQUANT1=10

ITEMUNITOFMEASURE1=piece

LIDEXCL1=2000

ITEMID2=5635

ITEMNAME2=HP720c +printer+cartridge

ITEMPRICE2=1900

TAXINCLUDED2=0

```
ITEMVATCODE2=21%
ITEMQUANT2=10
ITEMUNITOFMEASURE2=piece
LIDEXCL2=19000
SHASIGN=D2AF81D0E11BCA7531A8E59B698D0FDAC189884F
```

## 4.4 Overview of parameter usage

M = mandatory, A = advised, O = optional, / = not applicable

Field	ATR (new transactions)				MTR (maintenance transactions)
	RES (I)	RES (III)	SAL (III)	RFD (III)	SAL/SAS (III)
ECOM_CONSUMERID	M	M	M	M	M
ORDERID	M	M	M	M	O
INVORDERID	/	/	M	M	M
OR_INVORDERID	/	/	/	M	/
REF	O	O	O	O	O
REF_CUSTOMERREF	O	O	O	O	O
COSTCENTER	O	O	O	O	O
REF_CUSTOMERID	O	O	O	O	O
AMOUNT	M	M	M	M	M
AMOUNTHTVA	M	M	M	M	M
AMOUNTTVA	M	M	M	M	M
INVDATE	O	O	O	O	O
DISCOUNTRATE	O	O	O	O	O
DATATYPE LID	/	M	M	M	M
ITEMIDX	/	M	M	M	M
ITEMNAMEX	/	M	M	M	M
ITEMPRICEX	/	M	M	M	M
LIDEXCLX	/	O	O	O	O
ITEMDISCOUNTX	/	O	O	O	O
TAXINCLUDEDX	/	M	M	M	M

M = mandatory, A = advised, O = optional, / = not applicable					
Field	ATR (new transactions)				MTR (maintenance transactions)
	RES (I)	RES (III)	SAL (III)	RFD (III)	SAL/SAS (III)
ITEMVATCODEX	/	M	M	M	M
ITEMQUANTX	/	M	M	M	M
ITEMCATEGORYX	/	O	O	O	O
ITEMUNITOFMEASUREX	/	O	O	O	O

*More information about these fields can be found in your Ingenico ePayments account. Just log in and go to: Support > Integration & user manuals > Technical guides > Parameter Cookbook.*

## 4.5 Security: SHA signature

### IMPORTANT

All submitted information for e-Supply must be included in the SHA calculation!

Please refer to the DIRECTLINK integration guide for more information on SHA.

## 4.6 Test pages

An example (test page) order request can be found at: [https://secure.ogone.com/ncol/test/testodl\\_pclid.asp](https://secure.ogone.com/ncol/test/testodl_pclid.asp)

An example (test page) maintenance request can be found at: [https://secure.ogone.com/ncol/test/testodm\\_pclid.asp](https://secure.ogone.com/ncol/test/testodm_pclid.asp)

## 5 e-Commerce Submission Mode

You can send a new purchasing card order via e-Commerce. Authorisation requests are sent with level I information, level III information; direct sale requests or maintenance requests are not possible via e-Commerce.

New order			Maintenance
<i>Authorisation</i>	<i>Direct sale</i>	<i>Refund (credit note)</i>	<i>Data capture</i>
Level I	-	-	-

*This chapter complements the e-Commerce integration guide. Please refer to the Advanced e-Commerce integration guide for general information on e-Commerce submission mode. This chapter only refers to the additional items necessary for submitting a purchasing card transaction.*

### 5.1 Additional hidden fields

The following hidden field needs to be transmitted to our system along with the general parameters:

```
<input type="hidden" name="ECOM_CONSUMERID" value="">
```

Field	Usage
ECOM_CONSUMERID	The Client ID as you entered/adapted it in our system via the "Customers" link

### 5.2 Payment page

On the secure payment page, you can enter specific order references if your client and/or acquirer has requested you to do so. The references are: Cost centre, customer (ID), customer reference and cardholder reference.

In the card details, the type of purchasing card is automatically selected based on the card type you configured for the Client ID.

**Order reference : STDREF123**  
**Total charge : 1000.00 EUR**  
**Beneficiary : My Enterprise**

**Order references**

<b>Cost Centre:</b>	<input type="text"/>	<b>Customer reference:</b>	<input type="text"/>
<b>Customer (ID):</b>	<input type="text"/>	<b>Card holder reference:</b>	<input type="text"/>

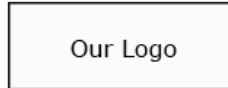
**Purchasing Card : American Express CPC**

**Card holder's name\* :**

**Card number\* :**

**Expiry date (mm/yyyy)\* :**  /

\* Mandatory fields



[About](#) | [Privacy policy](#) | [Security](#) | [Legal info](#)



### 5.3 Test page

An example (test page) to submit an authorisation can be found at: [https://secure.ogone.com/ncol/test/teststd\\_pc.htm](https://secure.ogone.com/ncol/test/teststd_pc.htm)

## 6 Appendix 1: Troubleshooting

The following section contains a non-exhaustive list of possible errors:

### *Not enough DET records compared to NBDETAILS param for invoice*

This error means the number of DET records you indicated in the INV record is too high compared to the number of DET lines according to the INV record. You have an inadequate number of DET lines for the invoice or have entered an incorrect number in the INV record.

### *DET or CLI record without corresponding payment record*

This error means the number of DET records you indicated in the INV record is too low compared to the number of DET lines according to the INV record. You have too many DET lines for the invoice or have entered an incorrect number in the INV record.

### *Payment detail validation failed*

In general, you will receive this error message if there is an error in the amounts you entered in the invoice. If you cannot find the error, please contact our Customer Care Team.

### *Details not sent for a Purchasing card transaction*

You will receive this error message if you were expected to send Level III details in your transaction but you failed to do so. You need to send along Level III details for this order.

### *ConsumerID not defined for merchant*

This error means the Client ID you used in the order is not registered (or registered with another name) in the Customer management section in our back office.

### *Invoice level amount sounds too big compared to amounts computed from Line Items*

You will receive this error when the total invoice amount you sent us is too high compared to the invoice details you sent us. For instance, your invoice amount is 500 EUR and your line item details contain 10 scissors at 2 EUR each and 10 ink cartridges at 20 EUR each:  $500 > (20 + 200)$ .

### *Item Vat Code > 4 and not a Vat Rate for ItemID*

This error means you entered a VAT code value higher than 4 as the VAT rate for an ItemID. You can use a VAT percentage (e.g. 21%) or a VAT code. The VAT code will be 0, 1, 2, 3 or 4, as configured in the VAT rules in your account.

### *Invalid combination of amounts (amount - AM)*

In general, you will receive this error message if there is an error in the amounts you entered in the invoice. If you cannot find the error, please contact our Customer Care Team.

### *Not enough customer data for customer*

This error means you either forgot to complete some mandatory fields in the Customer profile in your account or you failed to send any Client ID in your order.

### *This Invoice Number has already been used*

This error means you sent us an order with an Invoice number that has already been used for another order.

### *Card type not active for the merchant*

This error means you are trying to send a transaction using a card brand which has not yet been added/activated in your account.

### *No global orderID*

You will receive this error message if you were expected to send an orderID (Order Number, INV 29) in your transaction details but you failed to do so. You need to send along an orderID/Order Number for this order.



## 7 Appendix 2: Customer References

There are 4 customer references you can send along in transactions:

- Cost centre
- Customer Reference
- Customer ID
- Cardholder Reference

These references are not indicated as mandatory in this document, but they might be important fields for some customers. Your acquirer and/or customer could ask you to consider some of these fields as mandatory when entering an order.

These references may be used by the customer to automate their accounting. It is therefore important to ensure the information you send in these fields is correct.

Please refer to your customer or acquirer for more information on the use of these references.

Reference	Batch	DirectLink	Field on Bank Statement <i>ONLY FOR BNP Paribas Customers who are active in the Public Sector</i>
Cost centre	Cost Center (CLI 2)	COSTCENTER	Référence Client 4/Numéro d'Engagement
Customer Reference	Client reference 1 (INV 7)	REF_CUSTOMERR EF	Référence Client 3/Numéro de Marché
Customer ID	Client reference 3 (INV 31)	REF_CUSTOMERI D	Référence Client 2
Cardholder Reference	Client reference 2 (INV 21)	REF	Référence Client 1