

Przelewy24

ingenico
ePayments

Table des matières

1. Introduction

2. Activation and configuration

3. Payment flow

4. Integration

4.1 Payment method selection

5. Status flow and recovery

6. Reporting

7. Transaction maintenance

1. Introduction

P24 is an online banking payment (bank transfer) method that enables your customers in e-commerce to make an online purchase via their online banking service; both via computer and on a mobile (web optimized). P24 covers over 35 banks in Poland, including all major ones and is as such one of the leading payment methods of its kind in the Polish market.

Over 80% of all Polish consumers have a preference for this form of payment. So without a doubt this payment method will help you, as a merchant selling to the Polish market, increase your conversion rates.

P24 is offered by Ingenico ePayments as a webbanking payment method, meaning with redirection from the hosted payment page (e-Commerce) to the P24 environment. This way P24 is also a payment method with "guaranteed" payments.

2. Activation and configuration


After registering with Przelewy24, they will provide you with a **Merchant ID**, **CRC key** and **WebService key**. In your Ingenico ePayments account, P24 will be added, configured and activated by Ingenico ePayments Support, using these credentials.

Please contact your Sales representative should you require more information.

3. Payment flow

A typical payment with P24 via Ingenico ePayments goes as follows:

1. The customer selects P24 on the Ingenico ePayments hosted payment page or pre-selected [via your own payment method selection page](#).
2. The customer is then redirected to the P24 page and chooses his preferred online bank.



3. After clicking his bank's icon the customer is automatically redirected to the bank, where he has to log on.

Bezpieczeństwo
mBank nigdy nie prosi o instalację certyfikatów na telefon komórkowy, podanie haseł jednorazowych, telekodu, danych kart płatniczych i kredytowych (numer karty, kod PIN, CVV2), danych dotyczących Twojego telefonu (numer i model) oraz wykonanie przelewów testowych ani przelewów

Aktualności
2013-06-04 04:00:00
Weź kredyt gotówkowy i spełniaj swoje marzenia!

Mobilny serwis transakcyjny

- Skorzystaj z serwisu transakcyjnego mBanku na telefonie komórkowym

Przydatne informacje

- Jak aktywować dostęp?
- Nie pamiętam swojego Identyfikatora

4. A bank transfer form is automatically filled in. After verifying his details the customer can then accept the transfer.

Wyloguj się KRZYSZTOF Udane logowanie : 08-07-2013, 23:38
Nieudane logowanie : 10-07-2013, 08:29

Wykonaj mTRANSFER, krok 1/2

mTRANSFER z rachunku	eKONTO: 36723285 , Dostępne środki:
Rachunek odbiorcy	46 1140 2004 0000 3502 7203 2007
Bank odbiorcy	BRE BANK SABRE Wydz.Bankowości Elektronicznej
Tytuł	p24-445-465
Nazwa i imię i nazwisko odbiorcy	DIALCOM24 SP. Z O.O.
Adres odbiorcy (ulica)	UL.KANCLERSKA 15
Kod pocztowy, miejscowość odbiorcy	60-327 POZNAŃ POLSKA
Data operacji (dd-mm-rrrr)	10-07-2013
Kwota	2,50 PLN

Anuluj Dalej >>

5. The customer is asked to enter an activation code from his bank (in the example an SMS code).

Wyloguj się KRZYSZTOF Udane logowanie : 08-07-2013, 23:38
Nieudane logowanie : 10-07-2013, 08:29

Wykonaj mTRANSFER, krok 2/2


Tytuł	p24-445-465
Rachunek odbiorcy	46 1140 2004 0000 3502 7203 2007
Bank odbiorcy	BRE BANK SABRE Wydz.Bankowości Elektronicznej
Nazwa i imię i nazwisko odbiorcy	DIALCOM24 SP. Z O.O.
Adres odbiorcy (ulica)	UL.KANCLERSKA 15
Kod pocztowy, miejscowość odbiorcy	60-327 POZNAŃ POLSKA
mTRANSFER z rachunku	1140 2004 0000 3602
Nazwa i imię i nazwisko nadawcy	KRZYSZTOF
Adres nadawcy (ulica)	...
Kod pocztowy, miejscowość nadawcy	61-393 POZNAŃ
Data operacji (dd-mm-rrrr)	10-07-2013
Kwota	2,50 PLN

Wprowadź hasło smsowe dla operacji 1 z dnia 2013-07-10

Przeczytaj uważnie wiadomość SMS z hasłem i upewnij się, czy przesłane informacje zgadzają się z wprowadzonymi przez Ciebie danymi. By potwierdzić wprowadź otrzymane hasło smsowe.

Powrót Modyfikuj Zatwierdź

6. Then the customer returns to Przelewy24 with the confirmation that the transfer is OK (this can also be the Ingenico ePayments confirmation page). Hereafter the customer is automatically redirected to merchant's site.



Płatność do: **ID 3628** 🇵🇱 🇸🇰 🇨🇪 🇪🇸 🇮🇹
Kwota: **2.50 PLN** Zostało: - minut



Numer transakcji: **p24-445-465** Hasło: **c2e04d** [Parametry przelewu](#)

Transakcja została zakończona poprawnie. Wynik transakcji zostanie teraz wysłany do sklepu.

Naciśnij poniższy przycisk **Dalej...** aby przekazać wynik transakcji do Sprzedawcy.

W ciągu 10 sekund przekierowanie nastąpi automatycznie.

Copyright © DialCom24 Sp. z o.o. | PayPro S.A. | serwis@przelewy24.pl | Regulamin Przelewy24.pl

 **Secured by**  [click to verify](#)

4. Integration

P24 must only be integrated with the Ingenico ePayments hosted payment page.

Please check our dedicated [e-Commerce documentation](#) for more information.

4.1 Payment method selection

If you let your customers choose Przelewy24 directly on our hosted payment page (as opposed to a selection page of your own), no further integration is required; the payment method (once activated) will be visible on the payment page.

In the event you've created a payment method selection page of your own, by which your customers are redirected from your page directly to the hosted payment page with the payment method preselected, you're making use of the [PM and BRAND parameters](#).

To call the Przelewy24 payment page directly, the following PM and BRAND values must be used:

Field	Value
PM	Przelewy24
BRAND	Przelewy24

The same values are returned in the [redirection](#) and [post-sale feedback](#).

5. Status flow and recovery

By default, in case of a successful payment, the final transaction status 9-Payment requested will immediately be given.

It is possible however that, for specific reasons, our platform is not able to retrieve the outcome of the payment immediately. In this case a transaction can get any of the following statuses:

Status	Reason
0	We received no response from P24
51	We received an error code from P24 (e.g. because the customer closed his browser too soon)
92	Our platform was not able to verify the response from P24

In all of these cases our platform will try to recover the final status several times:

- In the **first 2 days, every 15 minutes** (starting 15 minutes after the order).
- **After two days, once per day** until 30 days after the original order time.

If the transaction remains uncertain after 30 days, it will automatically be denied and go to status 2-Authorisation denied.

6. Reporting

In your online transaction overviews and transaction report downloads ([View transactions / Financial history](#)), P24 transactions will be indicated with "Przelewy24". In case of downloaded reports, this is indicated in the METHOD and BRAND columns.

7. Transaction maintenance

P24 is a "direct" payment method, meaning the payment is handled in one step, never in two steps (=authorisation + data capture).

Refunds, both full and partial, are supported (cf. [Refund a payment](#)).